



## **LIVING IN STUDENT DORMITORY IVAN GORAN KOVAČIĆ**

Student Centre Rijeka offers accommodation in two student dormitories: Student dormitory Ivan Goran Kovačić and student dormitory Trsat. Student dormitory Ivan Goran Kovačić is located on the west side of Rijeka.

Student dormitory Ivan Goran Kovačić comprises five accommodation facilities in accordance with the needs and demands of students. The standards of living, eating, cultural and sport needs as well as safety of all residents are made to be at a satisfactory level for everyone. The dormitory is located in Rijeka at Branka Blečića 10.

Student dormitory Ivan Goran Kovačić



### **Contact information**

Student dormitory Ivan Goran Kovačić  
Branka Blečića 10  
51000 Rijeka

Telephone number: 00385 51 672 422  
Mobile phone number: 00385 99 265 3894  
Reception's e-mail address: [repcija.igk@scri.hr](mailto:repcija.igk@scri.hr)  
Management's email address: [dom@scri.hr](mailto:dom@scri.hr)



## Introduction

This document was made for accommodation users in Student dormitory Ivan Goran Kovačić so they could find useful information about life in the dormitory as well as information on how to use other services provided by Student Centre Rijeka.

The terms used in this document that are marked with gender apply equally to the male and female gender.

## Working hours and contact information

In case accommodation users have any questions, problems or want to use any of the services in Student dormitory Ivan Goran Kovačić (for example gym, student laundry etc.), the reception staff is there for them.

**The reception of Student dormitory Ivan Goran Kovačić** is located on the ground floor of pavilion 1 and is open every day 24 hours a day (during night from 10:00 PM to 06:00 AM there is a night guard). Telephone numbers of the reception are **00385 51 672 422** and **00385 99 265 3894**. Reception's e-mail address is: [recepcija.igk@scri.hr](mailto:recepcija.igk@scri.hr)

**The management of Student dormitory Ivan Goran Kovačić** is located on the ground floor of pavilion 1 and is open from Monday to Friday from 07:00 AM to 03:00 PM. On Saturdays, Sundays and holidays, the management of Student dormitory Ivan Goran Kovačić is closed. Contact: [ivana.petak@scri.uniri.hr](mailto:ivana.petak@scri.uniri.hr) or [dom@scri.hr](mailto:dom@scri.hr)

## Emergency contacts

**Emergency contacts:** if there is a direct threat to health or safety of people and property in the accommodation facilities, accommodation users are required to inform the reception / night guard. Depending on the nature of the threat, users of accommodation are required to inform the appropriate services:



POLICE .....	192
FIRE DEPARTMENT .....	193
AMBULANCE .....	194
NATIONAL PROTECTION AND RESCUE DIRECTORATE.....	112






## Dormitory map and facilities

Student dormitory Ivan Goran Kovačić consists of five pavilions: **pavilion 1** (Branka Blečića 10, 51000 Rijeka; basement, ground floor + 9 floors), **pavilion 2** (Branka Blečića 8, 51000 Rijeka; ground floor + 2 floors), **pavilion 3** (Branka Blečića 6, 51000 Rijeka; ground floor + 2 floors), **pavilion 4** (Franje Čandeka 4, 51000 Rijeka; ground floor + 2 floors) and **pavilion 5** (Branka Blečića 4, 51000 Rijeka; basement, ground floor + 4 floors).

Student dormitory Ivan Goran Kovačić: pavilions 1, 2 and 5



Student dormitory Ivan Goran Kovačić: pavilion 1







The dormitory has **673 beds: 642 beds** for accommodating full time students from both the University and the Polytechnic of Rijeka, **16 beds** for accommodating professors, lecturers, scientists as well as other guests of the University and Polytechnic of Rijeka and **15 beds** intended for other guests.

Student dormitory Ivan Goran Kovačić: pavilions 1, 2, 3, 4 and 5



#### **Pavilion 1: basement, ground floor and 9 floors**

- ✓ Number of floors: basement, ground floor and 9 floors
- ✓ Total number of beds: 360
- ✓ Number of double rooms: 180
- ✓ Kitchenette on each floor
- ✓ Toilet on each floor: floors 1-4: 3 toilets, 2 urinals and 1 washbasin. Floors 5-9: 3 toilets and 1 washbasin.
- ✓ Bathroom on each floor: 7 sinks, 7 mirrors, 4 showers and 1 bath for washing clothes
- ✓ Room for ironing on each floor
- ✓ Small classrooms on the 2<sup>nd</sup>, 3<sup>rd</sup>, 5<sup>th</sup>, 6<sup>th</sup> and 8<sup>th</sup> floors (some of them are equipped with a computer)
- ✓ Small gym on ground floor and place for exercise on 9<sup>th</sup> floor
- ✓ Restaurant, snack bar and caffe bar Mini on the ground floor
- ✓ Laundry room in basement
- ✓ Room intended for throwing small-scale parties in basement
- ✓ Reception desk on the ground floor
- ✓ Pavilion has two elevators

### Student dormitory Ivan Goran Kovačić: pavilion 1



#### **Pavilion 2: ground floor and 2 floors**

- ✓ Number of floors: ground floor and 2 floors
- ✓ Total number of beds: 56
- ✓ Number of single rooms: 10
- ✓ Number of double rooms: 23
- ✓ Two kitchenettes on 1<sup>st</sup> and 2<sup>nd</sup> floor
- ✓ Bathroom with 3 washbasins, 3 mirrors and 4 showers; room with 3 washbasins and 3 mirrors as well as 2 toilets, each with 1 toilet and 1 urinal on ground floor
- ✓ On 1<sup>st</sup> and 2<sup>nd</sup> floor: 2 toilets, each with 1 toilet and 1 urinal and two rooms with 3 washbasins and 3 mirrors

#### **Pavilion 3: ground floor and 2 floors**

- ✓ Number of floors: ground floor and 2 floors
- ✓ Total number of beds: 58
- ✓ Number of single rooms: 10
- ✓ Number of double rooms: 24
- ✓ Two kitchenettes on 1<sup>st</sup> and 2<sup>nd</sup> floor
- ✓ Bathroom with 3 washbasins, 3 mirrors and 4 showers; room with 3 washbasins and 3 mirrors as well as 2 toilets, each with 1 toilet and 1 urinal on ground floor
- ✓ On 1<sup>st</sup> and 2<sup>nd</sup> floor: 2 toilets, each with 1 toilet and 1 urinal and two rooms with 3 washbasins and 3 mirrors



#### **Pavilion 4: ground floor and 2 floors**

- ✓ Number of floors: ground floor and 2 floors
- ✓ Total number of beds: 58
- ✓ Number of single rooms: 10
- ✓ Number of double rooms: 24
- ✓ Two kitchenettes on 1<sup>st</sup> and 2<sup>nd</sup> floor
- ✓ Bathroom with 3 washbasins, 3 mirrors and 4 showers; room with 3 washbasins and 3 mirrors and 2 toilets, each with 1 toilet and 1 urinal on ground floor
- ✓ On 1<sup>st</sup> and 2<sup>nd</sup> floor: 2 toilets, each with 1 toilet and 1 urinal and two rooms with 3 washbasins and 3 mirrors

#### **Pavilion 5: basement, ground floor and 4 floors**

- ✓ Number of floors: basement, ground floor and 4 floors
- ✓ Total number of beds: 141
- ✓ Number of single rooms: 29
- ✓ Number of double rooms: 48
- ✓ Number of double bed apartments: 8
- ✓ Kitchenette on the ground floor, 1<sup>st</sup>; 2<sup>nd</sup>, 3<sup>rd</sup> and 4<sup>th</sup> floor
- ✓ Basement contains male and female sanitation facilities: 2 showers, 2 toilets, 3 washbasins and 3 mirrors for females and 2 showers, 3 toilets, 2 washbasins, 2 mirrors and 1 urinal for males.
- ✓ On ground floor: 2 showers, 2 washbasins, 2 toilets, 1 bidet and 1 urinal
- ✓ On the 1<sup>st</sup> floor: bathroom (3 showers, 2 washbasins, 2 mirrors and 1 bidet) and toilet (3 toilets, 2 urinals, 2 washbasins and 2 mirrors)
- ✓ On the 2<sup>nd</sup> floor: bathroom (3 showers, 2 washbasins, 2 mirrors and 1 bidet) and toilet (3 toilets, 4 washbasins and 4 mirrors)
- ✓ On the 3<sup>rd</sup> floor: bathroom (3 showers, 2 washbasins, 2 mirrors and 1 bidet) and toilet (3 toilets, 4 washbasins and 4 mirrors)
- ✓ On the 4<sup>th</sup> floor: 2 showers, 2 toilets, 2 washbasins and 2 mirrors
- ✓ Classroom on ground floor
- ✓ Living room for professors





Student dormitory Ivan Goran Kovačić: pavilion 5



Student dormitory Ivan Goran Kovačić: pavilion 5





Along with the accommodation facilities, there are many **other facilities** for students and guests in and near Student dormitory Ivan Goran Kovačić.

Other facilities in and near Student dormitory Ivan Goran Kovačić

Facility	Location	Working hours
<b>Gym</b>	The room between the maintenance staff room and the terrace next to pavilion 1	From Monday to Sunday from 06:00 AM to midnight
<b>Space for "celebrations"</b>	Basement of pavilion 1	From Monday to Sunday 24 hours a day
<b>Classroom</b>	Ground floor of pavilion 5	From Monday to Sunday 24 hours a day
<b>Small classrooms</b>	2 <sup>nd</sup> , 3 <sup>rd</sup> , 5 <sup>th</sup> , 6 <sup>th</sup> and 8 <sup>th</sup> floors of pavilion 1	
<b>Workout room</b>	9 <sup>th</sup> floor of pavilion 1	
<b>Laundry room</b>	Basement of pavilion 1	
<b>Living room for professors</b>	4 <sup>th</sup> floor of pavilion 5	Working hour is available on the website, Facebook page and Instagram of the Student centre Rijeka
<b>Restaurant Mini</b>	Ground floor of pavilion 1	

Student dormitory Ivan Goran Kovačić







## Moving in

When moving in, accommodation users need to provide the staff with all the required documents. Each accommodation user must sign the **Contract for providing accommodation services** and **Confirmation of receipt of room inventory and equipment**. The accommodation user will also receive their **Accommodation user identity card** (dormitory card). Accommodation users must show their identity cards upon request of Student Centre Rijeka employees or other authorized personnel.



After moving in, Student Centre Rijeka will register accommodation user's stay in Student dormitory Ivan Goran Kovačić in accordance with the legislation of the Republic of Croatia.

## Moving out

Moving out from Student dormitory Ivan Goran Kovačić should be announced by sending an e-mail to: [recepcija.igk@scri.hr](mailto:recepcija.igk@scri.hr), or by calling telephone number 00385 51 672 422 / mobile phone number 00385 99 265 3894 (reception) or in person at reception of Student dormitory Ivan Goran Kovačić.

User of accommodation can move out from Monday to Friday from 08:00 AM to 3:30 PM. Moving out before 08:00 AM or after 3:30 PM or moving out on Saturdays, Sundays and holidays can be made only in exceptional and justified situations with previous agreement with the management of Student dormitory Ivan Goran Kovačić.

Moving out includes:

- ✓ cleaning and arranging the room, room inventory and equipment,
- ✓ control of the room, room inventory and equipment and signing the Confirmation of receipt of room inventory and equipment by the accommodation user and



employee of the Student Centre Rijeka (room inventory and equipment must be in proper condition),

- ✓ settlement of all debts (if they exist): accommodation fee, damage compensation (at the reception) and other possible debts,
- ✓ returning the pavilion and room keys,
- ✓ returning the dormitory card etc.

Moving out procedures and rules:

- ✓ Performing the moving out process by a roommate or by someone else is not possible unless the accommodation user has a written power of attorney from the user of the accommodation or in case of extraordinary circumstances.
- ✓ Before moving out, the accommodation user is obliged to clean and arrange the room. When moving out, the room should be left in the same condition as it was found in when moving in. The accommodation user must check if all inventory and equipment from the Confirmation of receipt of room inventory and equipment is still in the room. In case anything is destroyed, damaged or missing, the accommodation user is obliged to buy the same or equivalent item or to pay damage compensation according to the price list. In case of any damage, it is not possible to move out without settling the damage compensation.
- ✓ After preparing the room, room inventory and equipment for inspection, the accommodation user takes their personal belongings from the room and calls the staff of the Student Centre Rijeka to inspect the room, room inventory and equipment. If the accommodation user destroyed or significantly damaged something or something is missing, the accommodation user will have to pay damage compensation according to the price list.
- ✓ After the inspection is complete, the accommodation user returns their keys and dormitory card to the authorized person of the Student Centre Rijeka (receptionist) and leaves the room and pavilion.

More information on moving out is available in articles 34 and 35 of the Regulations of house rules and disciplinary responsibility of residents in the accommodation facilities of Student Centre Rijeka.

## House rules

It is every accommodation user's obligation to understand and respect the **Regulations of house rules and disciplinary responsibility of residents in the accommodation facilities of Student Centre Rijeka**. You can find the Regulations on Student Centre Rijeka notice boards.

Accommodation users will receive the Regulations of house rules and disciplinary responsibility of residents in the accommodation facilities of Student Centre Rijeka on their e-mail addresses several times during academic year.



Student Centre Rijeka retains the right to control how accommodation user use their rights to accommodation at any time. If accommodation user violates the Regulations in any way, disciplinary measures will be imposed.

## Safety

When there is immediate threat to the health and safety of people and property in the accommodation facilities, accommodation users **are required** to inform the accommodation manager, manager of the facility or an authorized person at the reception.

Depending on the nature of the threat, the appropriate service or the competent authorities (firefighters, emergency services, police, etc.) should be contacted. If a accommodation user notices a fire or risk of fire, they will, in accordance with their psycho-physiological abilities, try to eliminate the danger. This must be done by taking personal and other's safety into account. If the accommodation user fails to eliminate the danger, they **are obliged** to inform Student Centre Rijeka, the National Protection and Rescue Directorate (telephone number: 112), the fire department (telephone number: 193), ambulance (telephone number: 194) or/and the police (telephone number: 192).



During their stay and especially in the case of exceptional circumstances, accommodation users **are required** to comply with all the provisions of the Regulations regarding Fire safety, the Environmental Protection Act, Evacuation plan along with other normative acts, rules and instructions of the authorized service engaged in a particular situation. All instructions and notices are located in the rooms of the users and the common areas of the accommodation facilities. Upon arrival at the accommodation facility, the accommodation users **is obliged** to inform themselves about the fire escapes, placement of fire extinguishers and hydrants as well as the evacuation plan. The accommodation user is obliged to carry out general safety measures, fire protection measures, environment protection measures, measures against natural disasters, etc.

According to the Law on the Protection of the Population from Infectious Diseases, the accommodation user **is obliged** to report every case of disease or any suspected infectious disease, whether theirs or someone else's.

In case the accommodation user **did not participate in the evacuation drill**, they will be considered as trained and capable to do so (extinguish fire, evacuate). They will also be held liable in case of violating the Fire safety act. In case of inactivity during fire threat or

if accommodation users refuse to evacuate, it will be considered that the decision was made on their own responsibility.

**Actions purposefully committed for causing danger** to people and property or any other activity that can cause danger will not be tolerated. The student dormitory is equipped with a fire alarm system. Any misuse of the fire alarm system will be sanctioned as it is considered to be a serious violation of Regulations.

**Emergency exit doors** are to be used only in case of emergency. It is forbidden to use emergency exit doors when there is not emergency. For daily entrance or exit you should use the main door in building. It is forbidden to leave emergency exit doors open.

Please be careful while **cooking**. Oil can catch fire in pans if not under control while on the cooktop.

**It is strictly forbidden** to use loads of electricity that are not property of Student Centre Rijeka.

**It is strictly forbidden** to allow non-residents of the dormitory who did not register at the reception to enter the pavilions and rooms. It is strictly forbidden to have visitors over outside visiting hours.

If you find yourself stuck in an **elevator**, please keep calm and call for help.

When entering in rooms, Student Centre Rijeka's staff must have identification card with the name and the first letter of the surname. User of accommodation should not let in room person who does not have the identification card.

## Malfunction and damage report

Every accommodation user is obliged to report any malfunction or damage in the building, room, inventory or installations that they come across. Damage is reported via the link:

<https://ticket.scri.hr/>

or on e-mail address:

[ts.podrska.igk@scri.hr](mailto:ts.podrska.igk@scri.hr)

Please write a brief description and location (room/space) of damage in the subject of the e-mail.







## Paying for accommodation

Invoices for each month of accommodation are usually delivered to users at the beginning of the month via e-mail. Invoices can be paid:

- with cash or debit card at the reception of Student dormitory Ivan Goran Kovačić every day from 06:00am to 10:00pm;
- through internet banking;
- in post office;
- in bank.

Accommodation users are obliged to pay their accommodation invoices **until the date indicated on the invoice**. We kindly ask of users to pay special attention to payment information when paying. All payment information must be correct.

Not paying accommodation fees will not be tolerated. If the accommodation user does not settle their accommodation fees within the period specified on the invoice, Student Centre Rijeka will take the necessary steps for recovery of claims.

The **price list** of accommodation and other services is available at the reception of Student dormitory Ivan Goran Kovačić.

Price list of accommodation services you can also find on our web page.

## Receiving inventory and equipment

Accommodation users receive equipment that contains immovable and movable property as specified in the **Confirmation of receipt of room inventory and equipment**. The accommodation user **is obliged to compensate any damage** they made on the property of the Student Centre Rijeka in accordance with the damage price list located at the reception. The accommodation user will be liable to **disciplinary** action if the damage is done intentionally or by negligence.

Students may come to the reception at any time and see which immovable and movable property they received.

When moving in, the accommodation user is obliged to check the room, room inventory and equipment to see if everything is in order and check if all room inventory and equipment listed in Confirmation of receipt of room inventory and equipment is in its place. After determining that the listed inventory and equipment are in proper condition and that the accommodation unit contains all the inventory and equipment listed in the Confirmation of receipt of room inventory and equipment, the accommodation user signs the Confirmation of receipt of room inventory and equipment. The accommodation user

is obliged to return the signed Confirmation of receipt of room inventory and equipment to the reception staff **within 10 days from moving in.**

If the accommodation user does not do so, it will be considered that everything is in order and that the listed inventory and equipment is in good condition as well as that the accommodation unit contains all the inventory and equipment listed in the Confirmation of receipt of room inventory and equipment. Please check your rooms, room inventory and equipment well. If something is missing or you have complaints about the state of the inventory, equipment, walls, floors, kitchen, bathroom, loggia, etc. you must write it down on the Confirmation of receipt of room inventory and equipment.

If the accommodation user does not return the Confirmation of receipt of room inventory and equipment signed and filled out upon completing the move-in process, it will be considered that the accommodation user received all inventory and equipment listed and that they did not see any damage or errors; i.e. that the accommodation user has no complaints.

## Maintaining the cleanliness of rooms and common areas

The accommodation users must keep their rooms tidy and clean on a daily basis. Accommodation users must pay attention to the rational use of electricity, heat, water and so on. When leaving the room, accommodation users are obliged to take their card with them and make sure all windows are closed.

Accommodation users are obliged to take out the trash from their rooms. We suggest making a **cleaning plan** with your roommates.

Important: there is a room in each pavilion containing cleaning supplies (broom, bucket, mop, rags, vacuum cleaner etc.). The key is at the reception.



Student Centre Rijeka's staff is in charge of common area cleanliness (toilets, hallways, classroom, gym, student laundry etc.).






## Taking care of the environment

During your stay in the accommodation facilities of Student Centre Rijeka, please pay attention to the following:

- ✓ If heating is on and the room temperature is too high, do not open the windows because you will waste heat. Instead, you should turn heating off;
- ✓ Do not open windows when cooling is on. Instead, you should turn the cooling off;
- ✓ When making a purchase think about protecting the environment;
- ✓ Do not buy products with unnecessary packaging;
- ✓ Buy products in returnable bottles;
- ✓ Avoid buying and using plastic products;
- ✓ Reduce the use of disposable products;
- ✓ Replace ordinary batteries with rechargeable ones;
- ✓ Use non-phosphate based detergents. Use non-toxic cleaning products instead of dangerous cleaning chemicals;
- ✓ Do it yourself: use natural fabric softener along with natural cleaners and disinfectants;
- ✓ Do not throw away toxic chemicals in the trash. Toxic and dangerous waste (medicine, waste batteries, paints, pesticide etc.) is collected separately. For more information on that type of waste, ask about it at the place you got it from, on the Internet, or call the free info number 0800 99 99 00 where you can reach the utility company "Čistoća";
- ✓ Pay bills online in order to save paper;
- ✓ Pay attention to rational water consumption;
- ✓ Pay attention to rational use of electrical energy. Turn off electronic devices when they are not in use. Avoid *stand by* mode;
- ✓ Sort the waste.



### Trash cans

Name of trash can	What it looks like	What it stores and what is important
1. Blue trash can		<ul style="list-style-type: none"> <li>- <b>Stores:</b> newspapers, magazines, flyers, catalogs, notebooks, books, writing and computer paper, paper bags, letters, folders, cardboard etc.</li> <li>- <b>What is important:</b> cardboard boxes should be folded in a way that they take up less space, all unwanted substances (plastic, Styrofoam etc.) should be removed from paper and cardboard, it is also necessary to pay attention that they are not dirty</li> </ul>
2. Orange trash can		<ul style="list-style-type: none"> <li>- <b>Stores:</b> bottles and jars of all colors</li> <li>- <b>What is important:</b> glass must be emptied and rinsed, caps must be removed.</li> </ul>
3. Yellow trash can		<ul style="list-style-type: none"> <li>- <b>Stores plastic:</b> bags, foils, films, bubble packs marked with PE-HD, PE-LD, PP etc.; plastic bottles, bottles of medication marked with PE-HD, PE-LD, PP; cups and containers for dairy products marked with PS and PP; Styrofoam bags, foam package marked with EPS and similar; other plastic product (plastic plates, plastic cutlery and so on) marked with PE-HD, PP, PVC, PS, PET etc..</li> <li>- <b>Stores metal:</b> empty food cans, other smaller metal items.</li> <li>- <b>Stores tetra packaging:</b> packaging for milk and dairy, fruit juices, water, sauces, soups, cheeses etc.</li> <li>- <b>What is important:</b> plastic, metal and tetra packaging must be emptied and rinsed. Please remove unwanted substances (cork, plastic parts etc.) and displace air in order to take up less space.</li> </ul>

Name of trash can	What it looks like	What it stores and what is important
4. Green trash can		<ul style="list-style-type: none"> <li>- <b>Stores:</b> all other waste, household bio-waste, hygienic pads, cork, ceramic and porcelain dishes, DVDs, CDs, lighters, chewing gum, rubber gloves etc.</li> <li>- <b>What is important:</b> all waste must be properly disposed of in closed bags.</li> </ul>

## Entering the pavilion, room and common areas

You enter the pavilion and room by using your keys.

Note: it is strictly forbidden for people who are not accommodation users to enter the pavilions if they did not check in at the reception beforehand.

You enter the classroom, gym and laundry room by using their respective key. Each time you want to use one of the facilities, you have to go to the reception and take a key.

## Informing accommodation users and sending notices

Accommodation users receive important information, news, alerts, etc. via e-mail. We kindly ask accommodation users to check their inbox on a daily basis. Otherwise, you may miss important information.

We kindly ask accommodation users to come to the reception and notify us in case they changed their contact information (cell phone number, e-mail address etc.).

It is very important that accommodation users check their e-mails regularly.



## Using the Internet

In all Student Centre Rijeka and University of Rijeka facilities, connection to the Internet is possible by using the CARNET network. To use the CARNET network, you need to have your own valid [AAI@Edu.hr](mailto:AAI@Edu.hr) user account. The network in question is called **eduroam**.



To connect to the Internet, you must have a valid [AAI@Edu.hr](mailto:AAI@Edu.hr) user account issued by your main institution (faculty). You can read the rules on the acceptable Internet use in the dormitory on the following link:

<https://www.srce.unizg.hr/usluge/studom/pravilnici>

In case of connection problems, at your disposal there are instructions for connecting to the Internet. You can find it on our web page.

### Recommendations – online lectures

If you have online lectures, we would like to advise you to use the wired Internet connection. Due to the construction of the Student dormitory as well as the features of the Wi-Fi technology, wireless connection cannot be considered as a stable Internet connection for video streaming or tasks / projects (online lectures). A stable (wired) connection is necessary for those purposes.



In case of using WiFi network connectivity all users of accommodation are connected to one device and they need to share Internet speed. On the other side, in case of using wired connectivity users of accommodation will not have such a problem (connection will be stable).

Therefore, it is highly recommended to participate in online classes or access to exams by using wired connection to the Internet.

## Dangers of strong wind / rain

Strong wind and a lot of rain are not uncommon during the winter months in Rijeka. In case of strong wind, please:

- ✓ close all windows and doors and move away from the windows;
- ✓ stay inside the room/building;



- ✓ be careful when using the main doors – strong wind can knock them out from your hands which can cause major material and other damages;
- ✓ move in a bent position, in leeward, holding onto handrails and immovable objects;
- ✓ be careful because the roof tiles, façade, blinds, branches, boards, rocks etc. may fall;
- ✓ do not hide under trees;
- ✓ do not hide under the pavilions because objects could possibly fall from building;
- ✓ park your vehicle in the garage or in a lee.

We kindly ask users of accommodation to make sure all windows in the room are closed when leaving the room, especially if they will be out for a while.

If it is raining outside and you do not close the window, it is highly likely that water will damage the inside of the room. We would like to remind you that the accommodation user is obliged to compensate any damage he made on the property of Student Center Rijeka.

## Mail

Accommodation users can receive registered and non-registered post.  
All post must be addressed as follows:

*Studentsko naselje Ivan Goran Kovačić  
Name and surname of accommodation user  
Branka Blečića 10  
51000 Rijeka  
Hrvatska*

It is not necessary to write down the room number. The reception staff will receive your post and check the recipient's room number. Non-registered post will be delivered to mailboxes located at the reception.

Registered post stays at the reception. Accommodation users will be informed about receiving registered post. We kindly ask accommodation users to come to the reception to pick up their registered post.

## Laundry room

The laundry room is located in the basement of pavilion 1. It is open every day, 24 hours a day. If there is any need, working hours can be changed. Laundry room users will be informed about work hours change by e-mail or otherwise.



The laundry room works as a self-service. The laundry room user uses his detergent, softener, etc.

Users of accommodation who have a right to subsidized accommodation, users of accommodation who don't have a right to subsidized accommodation, and guests of the University and Polytechnic of Rijeka use devices in the laundry room free of charge and unlimited quantities. Other guests use devices in the laundry room with charge according to the price list which is located at the reception.

Before taking their clothes to the laundry room and using devices, all accommodation users are required to read in detail all the instructions.

You need to use a key to enter the laundry room. You can find it at the reception.

## Bed linen change

Each accommodation user is entitled to two free-of-charge linen changes per month. During the summer, this can be done up to four times a month. All accommodation users need to do is bring dirty linen to the laundry room and exchange it for a clean one. If accommodation users want to do linen change more often, accommodation users can pay for it according to the price list located at the reception.

Each accommodation user is entitled to one free of charge blanket, pillow, and mattress cover change per semester. If accommodation users want to change their blanket, pillow, and mattress cover more often, accommodation users can pay for it according to the price list located at the reception.

Bed linen change can be done **according to the schedule from Monday to Friday from 07:00 AM to 02:00 PM**. Bed linen change can not be done on Saturdays, Sundays, and holidays. To change bed linen, the accommodation user goes to the reception.

Accommodation users can make bed linen change only with bed linen owned by the Student center Rijeka.

In case the accommodation user wants to make bed linen change and he or she brings bed linen in damaged or unacceptable condition, he or she can get another bed linen after paying damage compensation according to the price list located at the reception.

## Using the shared kitchens

Accommodation users use the shared kitchen located on the same floor as the accommodation user's accommodation unit (room). Accommodation users use their own dishes which must be washed immediately after use and taken to the room after drying.





Accommodation users should pack the food they put in the refrigerator in bags and label them with their name or surname. It is strictly forbidden to take other student's food from the fridge.

## Using the classroom

The classroom is located on the ground floor of pavilion 5. It is open every day, 24 hours a day. You need to use a key to enter the classroom. You can find it at the reception. We kindly ask accommodation users to be quiet and have consideration for users who are studying.

Before leaving, please make sure that you leave the room in the same condition as it was in when you got there. Please take your belongings with you before you leave.

## Gym

The gym is located between the maintenance staff room and the terrace next to pavilion 1. The gym is open every day from 06:00 AM to midnight. In the period from 7:00 AM to 7:30 AM the gym is closed for cleaning.

Only those accommodation users who pay an annual membership fee according to the price list can use the gym. Each accommodation user who uses the gym must respect the Gym rules. Accommodation users can use the gym after they sign the Statement for gym usage. You can find the statement at the reception.

You can only enter the gym by using a key which you can also get at the reception.

Before leaving the gym, please make sure that you leave the area in the same condition as it was in when you got there. Please take your belongings with you before you leave.

Gym





## Borrowing of board games

Users of accommodation can borrow board games at the reception of the Student dormitory Ivan Goran Kovačić every day from 07:00 AM to 10:00 PM. To do that, user of accommodation must come on reception with dormitory card. The list of board games can be found on the website of the Student centre Rijeka under „Slobodno vrijeme“ under „Mogućnost posuđivanja društvenih igara“.

Students can also send their proposals for the purchase of new board games on e-mail address: [dom@scri.hr](mailto:dom@scri.hr)

## Playing of PlayStation 5

Students can play PlayStation 5 with accompanying games from Monday to Sunday from 00:00 AM to 12:00 PM. PlayStation 5 is located in the basement of pavilion 1 in space for celebrations. Before using of PlayStation 5 students need to come on reception.

PlayStation 5 in Student dormitory Ivan Goran Kovačić



## **Borrowing of sports equipment and sport offer**

Accommodation users can borrow various sports items and use sports and other equipment and common areas. To borrow sports items user of accommodation need to come to the reception and bring dormitory card.

Students can also send their proposals for the purchase of new sport items on e-mail address: [sport@scri.hr](mailto:sport@scri.hr)


The list of sports and sport items can be found on the website of the Student centre Rijeka under „Slobodno vrijeme“ under „Mogućnost posuđivanja sportskih rekvizita i ponuda sporta“.





### Sport in Student dormitory Ivan Goran Kovačić





## **Student Centre Rijeka – Contact information**

Student Centre Rijeka  
Radmile Matejčić St. 5  
51000 Rijeka  
Croatia  
E-mail address: [scri.uniri@scri.hr](mailto:scri.uniri@scri.hr)